

Cat 6 DryBit® Indoor-Outdoor (CMP) Cable

PRODUCT HIGHLIGHTS

- RoHS 3 compliant.
- Made in USA.
- Guaranteed minimum performance.
- Tested from 1 to 555 MHz.
- UL Verified TIA-568-D.2 Category 6.
- UL Verified (UL B627696) for long term water submersion.
- UL Listed for use in plenum areas.
- UV resistant jacket.
- Specifically designed for below-grade conduit or other environments where water is likely to infiltrate.
- Resistant to over 2,000 chemicals.
- No-gel construction simplifies termination.
- Drybit Barrier ensures optimum electrical performance even in harsh environments.
- Available in both UTP and FUTP.
- Standard jacket color is black.

TEMPERATURE RANGE

- **Storage Temperature**
-40°C to +60°C
(-40°F to +140°F)
- **Installation Temperature**
0°C to +60°C
(+32°F to +140°F)
- **Operation Temperature**
-40°C to +90°C
(-40°F to +194°F)

APPLICATIONS

- HDBase-T A & B
- 5 Gigabit Ethernet (IEEE 802.3bz)
- 2.5 Gigabit Ethernet (IEEE 802.3bz)
- Gigabit Ethernet (IEEE 802.3ab)
- 100 Mbps Ethernet (IEEE 802.3u)
- 1000 Mbps ATM
- 622 Mbps ATM
- 15W PoE (IEEE 802.3af)
- 30W PoE+ (IEEE 802.3at)
- 60W PoE++ (IEEE 802.3bt Type 3)
- 100W PoE++ (IEEE 802.3bt Type 4)

PACKAGING

- 1,000 feet (305 m)
- Unit/pallet: 12 Reels
CMP Carton Weight (lbs): 23.66
CMP Product Weight (lbs): 20.36

*weight may vary

Plenum

Primary Insulation: Plenum-rated fluoropolymer
Overall Jacket: Low-smoke, flame-retardant thermoplastic
Star Filler: Plenum-rated polymer


Cat6 DryBit® Indoor-Outdoor CMP Part Specifications

	Part Number	# of Pairs	Calculated Cable O.D.		Cable Weight		c(UL) us Listed Type
			inches	mm	lbs/1000ft	kg/305 m	
PLENUM CMP UTP	30315-8-BK3	4	0.31	7.87	54.7	24.8	c(UL)us Listed Type CMP (UL 910), CSA Type FT6

Building a Part Number

Base Part Number Ex.	No. of Conductors	Jacket Color	Reel Type
30315	8	XX	Y

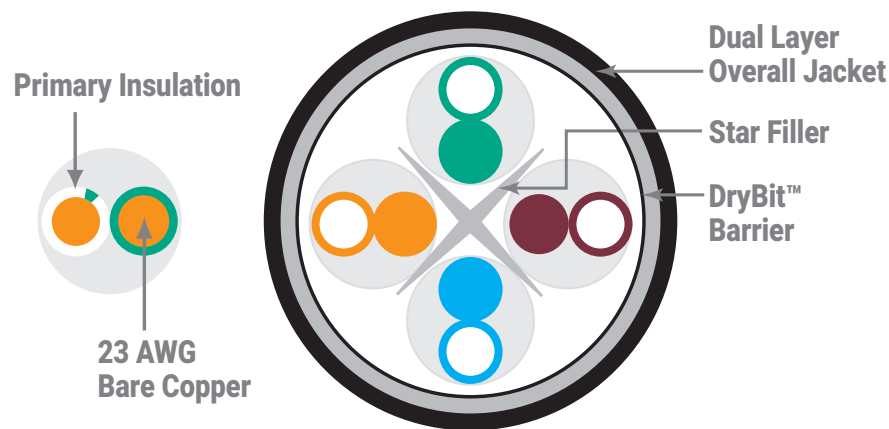
Jacket Colors (XX):



Reel Type (Y):



Reel 3: Reel



Cat 6 DryBit® Indoor-Outdoor (CMP) Cable

Cat6 DryBit® Indoor-Outdoor CMP Transmission Specifications

ANSI/TIA-568.2-D Category 6 Verified
ISO/IEC 11801, 2nd ed. Class EA Compliant

Freq. (MHz)	Ins. Loss		NEXT		PSNEXT		ACR		PSACR		ACRF		PSACRF		Return Loss	
	Std.	Max.	Std.	Min.	Std.	Min.	Cal.	Min.	Cal.	Min.	Std.	Min.	Std.	Min.	Std.	Min.
1	2.0	2.0	74.3	74.3	72.3	72.3	72.3	72.3	70.3	70.3	67.8	67.8	64.8	64.8	20.0	20.0
4	3.8	3.8	65.3	65.3	63.3	63.3	61.5	61.5	59.5	59.5	55.8	55.8	52.8	52.8	23.0	23.0
8	5.3	5.3	60.8	60.8	58.8	58.8	55.4	55.4	53.4	53.4	49.7	49.7	46.7	46.7	24.5	24.5
10	6.0	6.0	59.3	59.3	57.3	57.3	53.3	53.3	51.3	51.3	47.8	47.8	44.8	44.8	25.0	25.0
16	7.6	7.6	56.2	56.2	54.2	54.2	48.7	48.7	46.7	46.7	43.7	43.7	40.7	40.7	25.0	25.0
31.25	10.7	10.7	51.9	51.9	49.9	49.9	41.2	41.2	39.2	39.2	37.9	37.9	34.9	34.9	23.6	23.6
62.5	15.4	15.4	47.4	47.4	45.4	45.4	32.0	32.0	30.0	30.0	31.9	31.9	28.9	28.9	21.5	21.5
100	19.8	19.8	44.3	44.3	42.3	42.3	24.5	24.5	22.5	22.5	27.8	27.8	24.8	24.8	20.1	20.1
200	29.0	29.0	39.8	39.8	37.8	37.8	10.8	10.8	8.8	8.8	21.8	21.8	18.8	18.8	18.0	18.0
250	32.8	32.8	38.3	38.3	36.3	36.3	5.5	5.5	3.5	3.5	19.8	19.8	16.8	16.8	17.3	17.3
300*	-	36.4	-	37.1	-	35.1	-	-	-	-	18.3	-	15.3	-	16.8	-
350*	-	39.8	-	36.1	-	34.1	-	-	-	-	16.9	-	13.9	-	16.3	-
400*	-	43.0	-	35.3	-	33.3	-	-	-	-	15.8	-	12.8	-	15.9	-
500*	-	48.9	-	33.8	-	31.8	-	-	-	-	13.8	-	10.8	-	15.2	-
555*	-	52.0	-	33.1	-	31.1	-	-	-	-	12.9	-	9.9	-	14.9	-



Photo is for representation purposes only.

*Frequencies beyond the TIA and ISO requirements are for information only. All values are dB/100m.

ELECTRICAL CHARACTERISTICS

Input Impedence:	100 ± 15Ω (1.0 to 250 MHz)
Maximum Conductor Resistance:	9.38 Ω/100 meters @ 20°C
Maximum Resistance Unbalance:	5%
Maximum Capacitance Unbalance:	330 pF/100 meters
Maximum Delay Skew:	45 ns/100 meters
Nominal Velocity Of Propagation (Nvp):	70%, Plenum
Voltage Rating:	300 Volts




Photo is for representation purposes only.

CABLE AMPACITY CHART

Bundle Size	1	2-7	8-19	20-37	38-61	62-91	92-192
Cable Temp	90°C	90°C	90°C	90°C	90°C	90°C	90°C
23 AWG	2.5	1.7	1.2	0.9	0.8	0.8	0.6

The table above is derived from the one approved by the National Fire Protection Agency and used in the National Electrical Code, NFPA-70. The complete table can be found in sections 725.144 and 800 Communication Circuits of the code. The table identifies the ampacity of each conductor (in amperes) in a 4-pair Class 2 or Class 3 data cable. Ambient temperature used for development of the table is 30°C (86°F) with all conductors in all cables carrying current. The table is based on 60°C (140°F), 75°C (167°F) and 90°C (194°F) rated cables. All cable temps are operational temp ratings. Cables with temp ratings above 90°C would deliver additional power handling capacity.

Installation Notes: To ensure safe operation, install cables according to all applicable local and national electrical codes.

During installation, take precautions to ensure any water present in pathway does not enter the open end of the cable. Water infiltration via the open ends of the cable will negatively impact cable performance and void any applicable product warranty.

Proterial Cable America, Inc. is continuously improving the performance of our products and the accuracy of the information provided. Due to this, we reserve the right to modify, revise, correct, or change products without notice. Thank you for your understanding.

